

In HO, License Manager Setup page:

1. Activate the License on Head Office: [How to: Set Up License Manager](#) and Assign the device units for the offline POSes: [How to: Set Up License Manager](#)

On the offline POS environment:

2. Web Service Setup, subscribe to HO web requests v2.0
 - a. [How to: Set Up Web Services 2.0](#)
3. Create a Distribution Location connecting successfully to HO, see example.

Distribution Location Card

HO_ONPREM · HO_ONPREM

Test Connection Read Design Update Field List on Subjobs Test Web Connection (old) Test Web Connection (new) Related Fewer options

General >

Data Director >

WS Distribution Server >

Replication >

Calculated Connection String

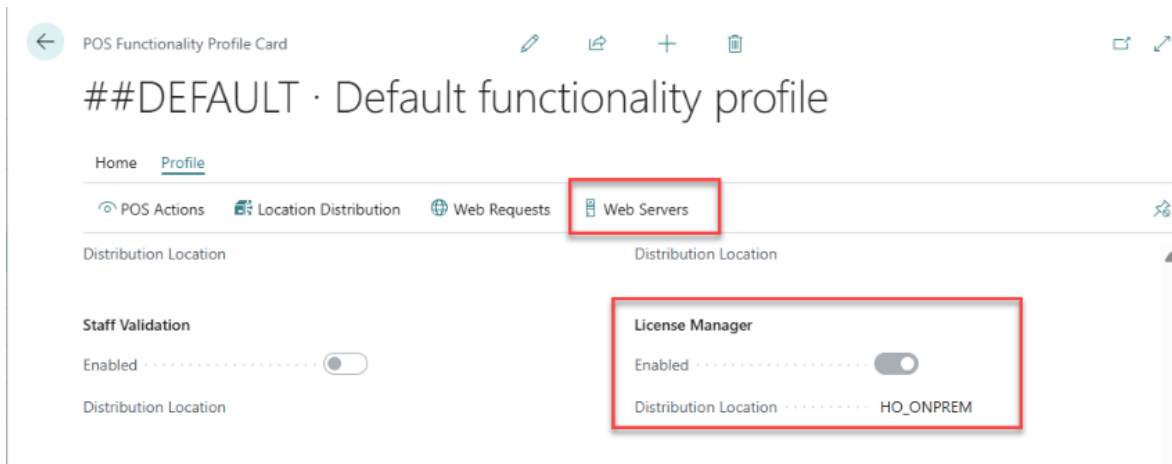
Display Connection String

Web Server

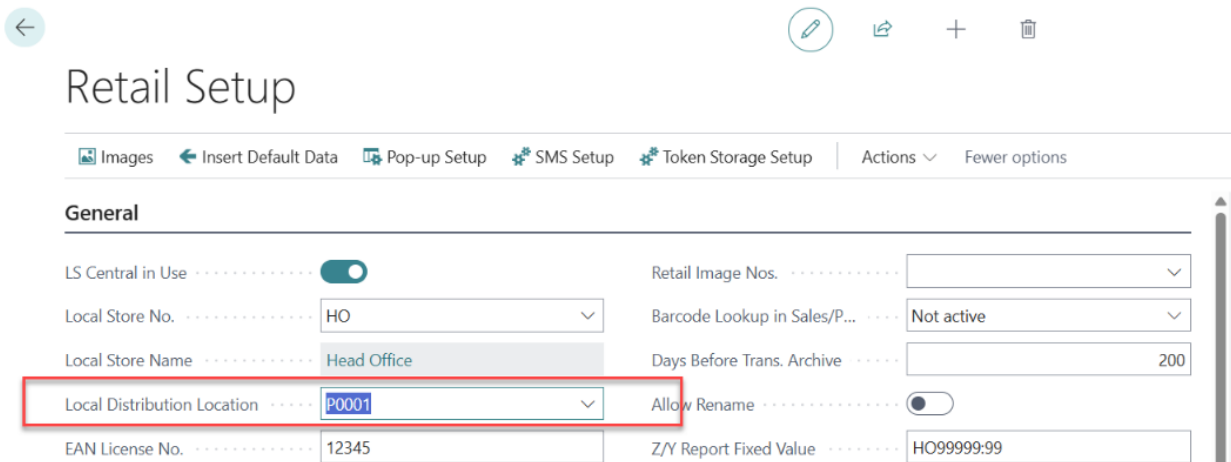
Web SSL	<input type="checkbox"/>	Web Service Tenant	<input type="text"/>	Basic Auth	
Web Server SaaS	<input type="checkbox"/>	Web Service Environment Name	LSCentral	Web Service User Name	einarh_ws
Web Server Computer Name	ISHQPF4HC0L3	Web Service Company Name	CRONUS - LS Central	Web Service Password	*****
Web Server Port	9047	Web Service LRI	http://ISHQPF4HC0L3:9047/LSCentralWS/WS/CRONUS - LS Ce	Web Service Domain	
Web Server Name	LSCentralWS	Web Service AuthType	Basic		

Web Replication

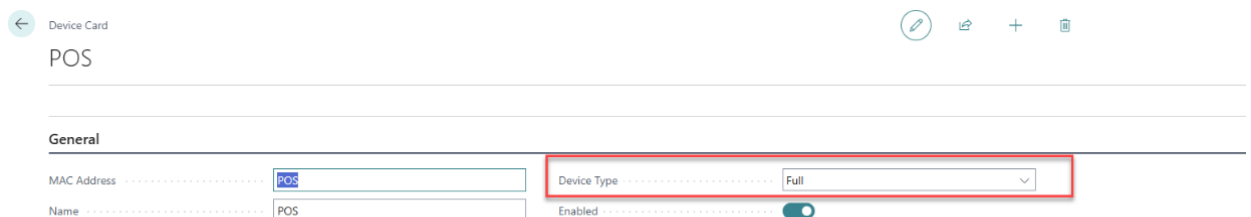
4. On the POS Functionality Profile, License Manager must be enabled and pointing to HO
 - a. Also included in the preparation work on head office is to assign the Web Server to the POS Functionality profile, this Web Server (Distribution Location) is used if the Distribution Location is not assigned for the License Manager web service call



5. On the Retail Setup card, “Local Distribution Location“ should be pointing to the Offline POS Distribution location



6. Set up a Device Card for each Device on that offline POS environment, device type = full



- Each user that should be logged in as a Device user should be set up with License Type: Device Only User

The screenshot shows the 'User Card' configuration page. The 'License Type' dropdown menu is highlighted with a green box and set to 'Device Only User'. Other fields include 'User Name', 'Full Name', 'Contact Email', 'Microsoft 365', 'Authentication Email', 'Application ID', 'Authentication Status' (set to 'Disabled'), and 'Expiry Date'.

On HO environment:

- Have an Available device unit on the Instance for the Offline POS to use.

The screenshot shows the 'Device Units' dialog box. The 'Available' field for the Instance is highlighted with a red box and set to 5. The dialog also shows 'License' information: Total 800, Available 577, and Activated 223. There are 'Add Units' and 'Remove Units' buttons. Below is a table for 'Units Sessions' which is currently empty.

Instance	Total	Available
Instance	5	5

License	Total	Available
License	800	577

Units Sessions	Identifier ↑	Store No.	POS Terminal	Description	Session Active
(There is nothing to show in this view)					

- Run the POS, this will trigger the **LMGetLicenseUnit** call to Head Office. You can verify the communication in the WS Request log in Web Service Setup page (Client Logs need to be activated for these logs to be populated).

WS Request Log

View Error Text View Request XML View Response XML

Entry No 1	Request ID	User ID	Session ID	Start Request Date Time	End Request Date Time	Duration In Milliseconds
1	GetCoStatusExists		479	2/3/2026 9:09 AM	2/3/2026 9:10 AM	2015
2	TestConnectionOData		479	2/3/2026 9:11 AM	2/3/2026 9:11 AM	1166
3	TestConnectionOData		479	2/3/2026 9:12 AM	2/3/2026 9:12 AM	749
4	TestConnectionOData		479	2/3/2026 9:12 AM	2/3/2026 9:12 AM	337
5	LMGetLicenseUnit		479	2/3/2026 9:14 AM	2/3/2026 9:14 AM	1052

Web Service Setup

Web Requests 1.0 Web Requests 2.0 Web Services Actions Related Fewer options

General >

Server >

Advanced >

Logs

Client Log On Server Log Level All

10. In the head office company, in License Manager Setup, you can verify that the POS has called head office.

businesscentral.dynamics.com - CRONUS - LS Central&bookmark=B_c6XmBQJ7&page=10000967&dc=0

Dynamics 365 Business Central

License Manager Setup

Setup Demo Licenses Units Setup More options

License

License Key 0BDA55DF-6C14-43A5-83B3-69B2

Environment

Device Type License Instance

Environment Type Production

Units

Device Units

Instance

Total 10 Available 9

License

Total 20 Available 10

Activated 10

Add Units Remove Units

Units Sessions

Identifier f	Store No.	POS Terminal	Description	Session Active
UE9TUzAwMDFQMDAwMO==	S0001	P0001	The POS at the entrance	<input checked="" type="checkbox"/>

Please note reviewing the Web Request log on the on-prem environment is very helpful if you need to troubleshoot if the offline pos is not able to get the available units from HO environment.

See License Release Behaviour part in this link regarding no internet connection: [Managing Users and Licenses](#)

Best Regards,